



Dear Parents/Carers,

This letter includes information about school values & expectations, the Y2 timetable and what your child will be learning this term. We hope that you find this information useful..

Expectations for ALL children

Wear school uniform (including black shoes & plain headwear) and always bring a coat.

On PE days, wear black trousers/leggings, sports shoes, house colour T-shirt & school jumper – NO LOGOS

Come to school by 8.40am every day ready to learn.

Always act according to our values of: Respect, Resilience, Responsibility, Curiosity, Collaboration

Bring a healthy packed lunch (only crisps or sweet treat on a Friday)

Read 4+ times at home to become a Green Reader and bring in your reading diary every day.



Respect
Be kind
Be polite
Be helpful

Resilience
Be confident
Be brave
Be calm

Collaboration
Listen
Be involved
Be supportive

Curiosity
Explore
Be creative
Be inquisitive

Responsibility
Be ambitious
Be focused
Be proud

Expectations of Year 2

Wear PE kit on Tuesday and Thursday

Forest School on alternate Friday

Bring homework on Tuesday

Learn spellings for Tuesday

Key Dates for Term

Book Week - 3-7th March

Parents Evening - Tuesday 25th and Wednesday 26th March

Year 2	Monday	Tuesday	Wednesday	Thursday	Friday
8.40 – 8.50	Register Starter activities/reading record check	Register Sticky knowledge	Register Starter activities/reading record check	Register Starter activities/reading record check	Register Starter activities/reading record check
8.50 – 9.00	Handwriting	Handwriting	Handwriting	Handwriting	Maths
9 – 9.55	Maths	Maths	Maths	Maths	Maths
9.55 – 10.10	Story and snack (bagel/fruit)	Story and snack (bagel/fruit)	Story and snack (bagel/fruit)	Story and snack (bagel/fruit)	Story and snack (bagel/fruit)
10.10 – 11.00	Authors Basic Maths	Authors Basic Maths	Authors Basic Maths	Authors Basic Maths	Authors Phonics
11:00 – 11:15	Break	Break	Break	Break	Break
11:15 – 12:00	Phonics + Reading Practice	Phonics + Reading Practice	Phonics + Reading Practice	Phonics + Reading Practice	Art Music
12.00 – 12.50	LUNCH	LUNCH	LUNCH	LUNCH	LUNCH
12.50 – 13.00	Spelling	Spelling	Spelling	Spelling	
13.00 – 13.10	Sticky knowledge	Enquiry	Sticky knowledge	Indoor PE Enquiry	Forest School RE
13.10 – 14.30	Outdoor PE Learning for Life		Enquiry		Computing
14.30 – 14.45	Whole School Values Assembly	Mastering Number	Mastering Number	Singing Assembly	Whole School Golden Book Assembly
14.45 – 15.00	Class novel	Class novel	Class novel	Class novel	Class novel

Summary of learning in Term 4

Authors

This term we will be writing a narrative based on a story called 'Bubbles'. We will then write a non-chronological report about the seaside.

Music

On Friday's with Miss Dawson, we will be learning about the chronology of music.

Learning for life

This term we will be talking about 'Healthy Me'.

This will include medicine safety, healthy eating, being relaxed with a healthy mind.

Art

On Friday's with Ms Knight, we will be exploring the art of mono- printing.

DT

PE

Mondays PE will be outdoor invasion games and Thursday's PE will be dance inside. Remember to wear your coloured t-shirt!

Computing

This term we will be learning about coding. We will also practice previously taught skills.

Maths

This term in science we will be continuing to look at multiplication and division including the 2 times table, 5 times table and 10 times table.

We will the start to look at measurement including length and height,

Geography

Geography: What makes a great place to live? This will include a visit to the beach!

Science: How do plants grow?


Religious Education

Children will be looking at the question 'Why is Jesus important?' (Christianity)

How do plants survive?



Sticky knowledge	Vocabulary	
Plants need water, light and warmth to grow and stay healthy.	seed	A seed is made by a plant and grows into a new plant.
Most plants produce seeds which grow into new plants. Different types of plants can grow from different types of seeds.	bulb	Some plants rest under the ground as bulbs.
Healthy plants grow strong and upright. An unhealthy plant can be dry, dull, brown or yellow in colour and unable to stand upright.	germination	Germination is the process by which seeds begin to grow into plants.
The growth of plants over time can be observed and recorded in different ways.	life cycle	The different stages of life for a living thing.
	survival	To survive means to stay alive.
	light	Light helps us to see.
	water	A liquid that makes life on Earth possible.
	temperature	Temperature is a measure of how hot or cold something is.











Prior Knowledge –

Y2 Geography

What makes a great place to live?

Key knowledge
Explain that a country is land with its own government, laws and borders.
Name and locate the countries of the UK and locate them on a map.
Name London, Cardiff, Edinburgh and Belfast as capital cities of countries of the UK
Explain the difference between a city, town and village.
Know that Weston Super-Mare is a seaside town near Bristol and describe the human (pier and funfair) and physical features (the beach)
Know that Bristol is a city and describe the physical features of the River Frome and the human features of Temple Meads station and Clifton Suspension bridge



Vocabulary			
 United Kingdom	four countries under one King: England, Scotland, Wales, Northern Ireland	 settlement	places where people live and work
 village	a settlement with a small number of houses	 town	a place larger than a village where people live and work
 city	A place larger than a town where many people live and work closely together	 seaside	an area close to the sea where people like to visit or go on holiday
 globe	A map of the world displayed on a round surface	 compass	a tool for finding direction which shows North, South, East and west



Prior Knowledge –