



Dear Parents/Carers,

This letter includes information about school values & expectations, the Y1 timetable and what your child will be learning this term. We hope that you find this information useful..

Expectations for ALL children

Wear school uniform (including black shoes & plain headwear) and always bring a coat.

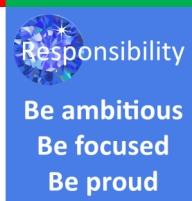
On PE days, wear black trousers/leggings, sports shoes, house colour T-shirt & school jumper – NO LOGOs

Come to school by 8.40am every day ready to learn.

Always act according to our values of: Respect, Resilience, Responsibility, Curiosity, Collaboration

Bring a healthy packed lunch (only crisps or sweet treat on a Friday)

Read 4+ times at home to become a Green Reader and bring in your reading diary every day.



Expectations of Year 1

Wear PE kit on Tuesday and Friday

Forest School on alternate Wednesdays

Green reader on Friday - reading 4+ times a week

Key Dates for Term

Phonics Screening Check: 9th—12th July

Sports Day - Weds 2nd July

Moving up Morning - Wednesday 9th July

	Monday	Tuesday	Wednesday	Thursday	Friday
			Homework in		Reading records
8.40	Writing sentences Register & lunches	Writing sentences Register & lunches	Writing sentences Register & lunches	Writing sentences Register & lunches	Writing sentences Register & lunches
9.00-9.20	Phonics	Phonics	9-10 or 9:20 – 10:20	Phonics	Phonics
9.20-9.40	& reading practice	& reading practice	Learning for life	& reading practice	& reading practice
9.45 - 10:30	Authors	Authors	10:00 – 10:20 or 9:00 – 9:20 Phonics Snack and story	Authors	Authors
10.30	BREAK	BREAK	BREAK	BREAK	BREAK
10.45	Maths	Maths	Mastering number	Maths	Maths
11.00			PPA from 11??		
11.30					
11:30	Story	Story	PPA	Story	Story
11:40	Ready for lunch	Ready for lunch	PPA	Ready for lunch	Ready for lunch
11.45	LUNCH	LUNCH	LUNCH	LUNCH	LUNCH
12.40	Spelling words & Register	Spelling words & Register	PPA	Spelling words & Register	Spelling words & Register
12.55	Phonics recap	Phonics recap		Phonics recap	Phonics recap
1.05	Handwriting	Handwriting		Handwriting	Handwriting
1.15	Mastering number	1.15 Enquiry		Mastering number	Mastering number
1.30	Enquiry	2.00 PE		Enquiry	Show & tell
2.10		2.00 Enquiry			1.45 PE
2.30	Assembly			Singing assembly	Golden book assembly
2.50	Ready for home	Ready for home	Ready for home	Ready for home	Ready for home
3.00	Home time	Home time	Home time	Home time	Home time

Summary of learning in Term 6

Authors

Our first topic is going to be a fact file on sunflowers. We are going to look at their appearance, their uses and some amazing facts.

We are continuing to look at independent sentence writing including capital letters, full stops and use of phonic.

Throughout the year we will focus on language development and continue to follow the Early Years Goals for communication and language.

Religious Education

This term the topic is 'How should we live our lives.'. We will be looking at core beliefs of Christianity and Judaism.

Learning for life

This term's learning focuses on 'Changing me'.

This will include discussions about Life Cycles, Changing Me, My Body, Boys and Girls, Learning and Growing.

Art

Inspired by flora and fauna.

Explore how flora and fauna can inspire artists and make collaged mini beasts and plants.

PE

On Tuesday, our outside PE lesson will be athletics. And practicing for Sports Day. Children will develop skills such as running at different speeds, change direction, jumping and throwing.

On Friday our inside PE will be yoga. Children will learn about mindfulness and body awareness games.

Computing

This term we learning fundamental computer skills. Logging in, shutting down, keyboard skills and how to use the mouse tracker.

Maths

This term we are learning about Money, Time, fractions
Numbers up to 100.

We will continue to develop number formation and matching objects, numbers and words. We will further the children's learning through their play as well as by using chants, songs and rhymes to support.

the children's learning.

Enquiry

We will be answering the questions:

"What can the human body do?"

We will be focusing in on our senses and learning about different parts of our body.

'What makes up a plant'.

We will be learning to label the basic structure of a plant and a flower.

Music

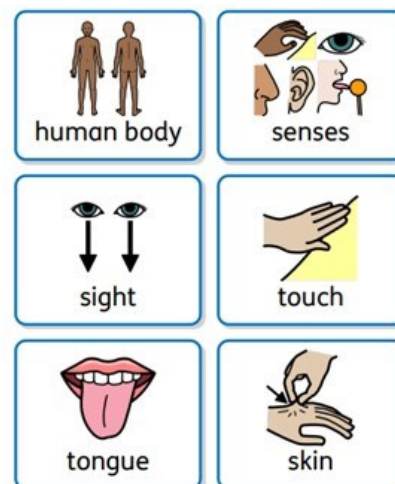
This term we are learning a song inspired by our imagination. We will be attempting to include a glockenspiel.

What can the human body do?



Human Body

Sticky knowledge	Vocabulary
The human body is made up of lots of different parts.	Human body The human body is a group of parts that make up a human being.
Some body parts are on the outside, such as the head, arms and legs.	Body parts The different parts that the human body is made up of. Different body parts have different jobs.
Body parts on the inside include the heart, lungs, stomach and brain.	Senses Humans and animals use their senses to detect what is happening around them.
The human body has five senses: seeing, hearing, tasting, smelling and touching.	Sight Sight is the ability to see things. We use eyes to see.
The eyes, ears, tongue, nose and skin are used for the five senses.	Touch Touch is the ability to feel things. We use our skin to touch.
	Tongue The tongue is the organ which is used to taste. A human's tongue is in the mouth.
	Skin Skin is the organ we use to feel. Skin covers the body of animals.

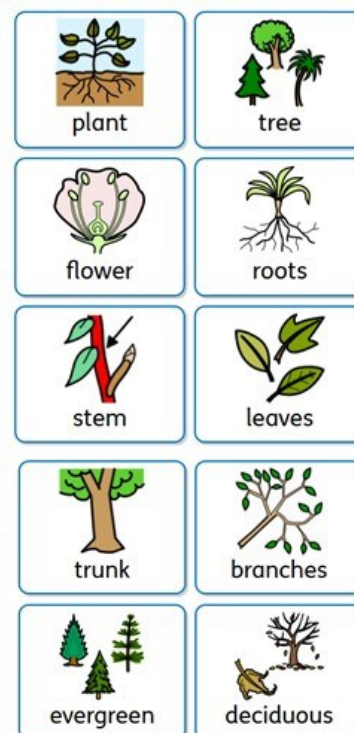


Prior Knowledge:

What makes up a plant?



Vocabulary	Sticky knowledge
Plant A living thing that often has roots, a stem and leaves.	Plants can be found in the local environment. They grow and change throughout the year.
Tree A plant which has a single trunk supporting leaves and branches.	Trees are plants that have different parts. They have roots under the ground, a trunk, and branches to support leaves, flowers and fruit.
Flower A flower is the part of the plant that is able to reproduce.	Evergreen trees keep their leaves all year round. Deciduous trees lose their leaves in the autumn.
Roots The root is the part of the plant that anchors it into the soil and takes up water.	The main parts of a flowering plant are roots, stem, leaves and flower.
Stem The stem of a plant supports the leaves and flowers.	Different types of trees have different sized and shaped leaves.
Leaves A leaf is the part of a plant where the plant makes its food.	Some plants have flowers. They can be different colours, sizes and shapes.
Trunk The trunk of a tree is its main stem. The trunk is usually covered in protective bark.	Some flowering plants grow naturally in the wild, such as woods and meadows.
Branches The branches of a tree are the parts that grow out from the trunk and have leaves.	
Wildflower A wildflower is any type of flower that grows naturally in the wild without any human help.	
Evergreen Trees and bushes that do not lose their leaves in autumn and winter are called evergreen.	
Deciduous Trees that lose their leaves once a year are called deciduous.	



Prior Knowledge –